



# CYRC

Club Youth Racing Circuit  
2018

## Series Sailing Instructions

<b>General Handicap</b>	To be non-foiling, including all 3 Laser sail sizes and any RYA recognised classes which is not included below; Please note RYA Youth and junior classes with 6 or more entries will have a class start.
<b>Windsurf</b>	Racing will take place in the following classes: =>4.5m, 5.5m 6.8m and 7.8m each class refers to the <b>maximum</b> sail size which can be used. Smaller sails can be used, especially in windy conditions. Any board and rig can be used in the 3.5m, 4.5m and 5.5m classes, although sailors are encouraged to use a Techno 293d. All boards should have a daggerboard or central fin. Board length should measure 320cm or less in the smaller sail size class. Anyone sailing a 3.5m sail; small diameter masts & booms should ideally be used with junior sails.
<b>Topper and Tera Fleets</b> To provide racing for all Topper, Tera and class, including Topper 4.2 Sailors. Separate prizes/ fleets may be awarded/ run for Gold and Silver, Training and Topper 4.2 fleets dependent on numbers.	
<b>Topper or Tera Gold *</b>	Racing for GBR, Welsh National Squad Sailors or those top Regional Squad sailors aspiring to gain a place in next year's Welsh National Squad.
<b>Topper or Tera Silver *</b>	Racing for the Regional Squad sailors or those aspiring to gain a place in next year's Regional Squad.
<b>Topper or Tera Training</b>	Racing & Training provided for less experienced sailors. Those taking part in their first few events or not yet ready for main fleet racing.  Those who have come from the RYA OnBoard scheme or All Afloat with 6wks experience.
<b>Optimist Fleets</b> To provide racing for all Optimist class, including Optibats. Separate prizes/ fleets may be awarded/ run for Gold and Silver, Training and Optibat fleets dependant on numbers.	
<b>Optimist Gold *</b>	Racing for GBR, Welsh National Squad sailors or those Top Regional Squad sailors aspiring to gain a place in next year's Welsh National Squad.
<b>Optimist Silver *</b>	Racing for the Regional Squad sailors or those aspiring to gain a place in next year's Regional Squad.
<b>Optimist Training (including Optibats)</b>	Racing & Training provided for less experienced sailors. Those taking part in their first few events or not yet ready for main fleet racing.  Those who have come from the RYA OnBoard scheme or All Afloat with 6wks experience.
* <b>Please Note:</b> Gold and Silver fleets will be scored together to enable sailors to monitor their progress. The training fleets may sail a different course to the Gold and Silver fleet.	

**Objective:** 5 racing events designed to build on North Wales Winter Training. Whilst quality racing is the intention of the series, courses maybe adapted and training may be provided to suit the age and ability of competitors. The series will cater for experienced racers (wanting to practice against their squad mates!) through to novice sailors travelling to their first event.

**Ethos:** It is the ethos of the CYRC series to welcome and help less experienced sailors. Experienced (Gold) fleet sailors and parents are asked to always assist less experienced sailors at these events. E.g. check rigging, advice on how to replace unsuitable kit, where to go, launching etc.

**The Helping Hand Award:** It is encouraged that sailors of Gold / National Squad standard help sailors new to racing. Area Gold sailors may be asked to help with checking rigging before racing, suggesting required set up for wind conditions etc. It is also encouraged that experienced sailors help new sailors on the water where possible, e.g. where to start. On the discretion of the coordinator and other officials a helping hand award will be awarded to a sailor or sailors who have made the biggest contribution to new sailors during the 2018 CYRC series.

## 2018 North Wales Club Youth Racing Circuit

### 1.0 Rules

1.1 The regatta will be governed by the rules as defined in the current Racing Rules of Sailing (RRS)

1.2 Competitors should note that the venue club shall implement the RYA Racing Charter and that they will be required to undertake to sail in compliance with the Charter, which can be found at the front of the RYA rule book (Racing Rules of Sailing 2017-2020) or at <http://www.rya.org.uk/racing/racingrules/Pages/default.aspx>

1.3 The Exoneration Penalty and the Advisory Hearing and RYA Arbitration of the RYA Rules Disputes Procedures will be available.

### 2.1 Conditions of Entry, Insurance

Each boat, and the helmsman who sails her, shall be covered by third party insurance to a minimum value of £2,000,000.

### 2.2 Classes and eligibility

Racing will be in the Optimist, Topper, and Handicap classes. Entries will be accepted in these classes from

- Optimist and Tera sailors under 16 on 31/12/2018
- Topper sailors under 19 on 31/12/2018
- General Handicap and Windsurfers under 21 on 31/12/2018

Classes maybe further split into Gold, Silver and Training fleets.

### 2.3 Tally System

Tally numbers and colours will be issued on registration. The tally board will be controlled by the Beach master. No boat may launch before collecting their tally. Immediately on coming ashore helms shall return their tallies to the tally board.


The **penalty** for not complying with this instruction will be a contribution to the RNLI, at the time, of £2 for the first offence, £4 for the second and so on, provided for in rule 64.1 (a) (*penalties and exoneration*). A boat not complying with the system may be disqualified, or fined at the Sailing Committee's discretion. Failure to comply with this instruction shall not be grounds for protest by another boat, changing rule 60.1 (*right to protest*).

### 3.0 NOTICES TO COMPETITORS

3.1 Notices to competitors will be posted on the Official Notice Board, which will be located in or around the Clubhouse.

### 4.0 CHANGES IN SAILING INSTRUCTIONS

4.1 Any change to the sailing instructions (SI) will be posted at least 30 minutes before the advertised starting time of the race or races concerned subject to 4.2 below.

4.2 Oral changes may be made by the Race Officer afloat by flying code flag L  and explained by himself or from official boats the changes to competitors.

### 5.0 SIGNALS MADE ASHORE by himself

5.1 Signals may be made ashore; the location of this will be confirmed at registration.





5.2 When flag AP is displayed ashore, "1 Minute" is replaced with "not less than 30 minutes" in the race signal AP.

### 6.0 SCHEDULE OF RACES

6.1 A Maximum of 6 races per event are scheduled. These may be run back to back.

6.2 1055 for the 1<sup>st</sup> race of the day.

## 7.0 CLASS SIGNALS.

General Handicap	Laser <b>class</b> sail insignia, or <b>G</b>  flag	*
Windsurfer	<b>B</b> Flag 	*
Topper and Tera	Topper <b>class</b> sail insignia, or <b>T</b>  flag	*
Optimist	International Code Flag <b>O</b> 	*
*	Check at briefing	

## 8.0 COURSE AREAS

8.1 The course areas to be used will be announced at the briefing. Appendix 1 indicates courses that may be used.

## 9.0 THE COURSE

9.1 The course configuration and order of rounding marks will be as shown in Appendix 1 to these Sailing Instructions.

9.2 The Course will be identified by the display of the appropriate numeral pennant below the class flag during starting sequence or written on a Displayed board.

9.3 If no numeral pennant is displayed, Optimists will sail course 'OX2', Toppers 'course IX2' & General Handicap Fleet will sail 'course LR3'. [The Intended course length is approximately 20 – 30 minutes for the lead boat]

9.4 Mark 5 may not be laid.

9.5 In Appendix 1 Windward Leeward Courses, boats shall pass through the finish line at the end of each lap. As average lap racing may be in operation if "S" is displayed it shall be considered an "about to finish" signal and all boats shall finish on the next crossing of the finishing line. This alters RRS 32.

## 10.0 MARKS

10.1 Course marks to be used will be notified at briefing.


10.2 In the event of no Gate being laid the remaining mark will be rounded to Port.

10.3 Mark 5 may not be laid.

## 11.0 THE START

11.1 The starting line will be between a staff displaying an orange flag or shape on the race committee boat at the starboard end and the starting Mark as shown in the course diagram. If described at the briefing a fixed line may be used.

11.2 Boats whose warning signal has not been made shall avoid the starting area.

11.3 In the event of General Recall  the warning signal for the recalled class shall be made one minute after the First Substitute is removed (one sound), and the starts for any succeeding classes shall follow the new start.

11.4 The start sequence will be:

- 5 minutes – Warning signal up
- 4 minutes – Preparatory signal up
- 1 minute – Preparatory signal down
- 0 minutes – Warning signal down
- Subsequent starts will start as soon as possible

## 12.0 THE FINISH

### 12.1 Finishing Line

The finishing line will be between a staff displaying a blue flag on a race committee boat and the finishing mark. If described at the briefing a fixed line may be used.

12.2 The position of the finishing line relative to the course will be as shown in Appendix 1.

12.3 After finishing and clearing the finishing line boats shall avoid the finishing area and all boats not yet finished.

### 12.4 Alternative Finishing Positions


a After the first boat has finished the Race Committee may score other boats at a mark of the course or on a leg of the course.

b When a committee boat displays flag W with two sounds, boats may be scored by this committee boat.

c When a boat is scored in accordance with this instruction she shall be given a score after all boats which complete more legs of the course and then finish. This alters A4.2

12.5 Where 20% or fewer of the boats that have started the race have not finished in a reasonable time of the finish of the winning boat, the Race Committee may award a score to those boats that have not finished. The Race Committee's decision is final and no application for redress can be made. This changes RRS 62.1(a).

### **13.0 Shortening Course** (amending rrs 33)

13.1 Course w may be shortened at any mark. When Flag S  is displayed with 2 sound signals, the course is changed the intended leeward mark is the last mark of the course. Pass to Port and finish.

13.2 See 9.5 above for w/l

### **14.0 TIME LIMIT**

14.1 A Race time of 1 hour and Mark 1 target time of 20 minutes shall apply to the lead boat in each class.

### **15.0 PROTESTS**

15.1 Protests shall be written on forms available at the race office and delivered there within 30 minutes after the time of the last boat's coming ashore in their class coming ashore. If races are sailed back-to-back protests shall be lodged within 30 minutes of the last boat in their class ashore.

15.2 Protests will be heard in approximately the order of receipt as soon as possible.

15.3 All boats intending to Protest, must report to the appropriate Committee Boat at the end of each race. Failure to do so will render the Protest invalid. This changes rule 61. If, and ONLY IF, there is no committee boat on the course a protest must be notified to the Beachmaster immediately on coming ashore.

15.4 The Exoneration Penalty and the Advisory Hearing and RYA Arbitration Procedures Disputes Procedures will be available. See the Official Notice Board for details.

### **16.0 SCORING SYSTEM**

16.1 The event will be scored using Appendix A Low point scoring system.

16.2 Each boat's event score will be the total of her race scores with her worst score discarded if 3 or more races have been completed.

16.3 One race shall constitute a series.

16.4 On the windward/leeward course "average lap racing" may be used for scoring.

### **17.0 PRIZES**

17.1 Each event will have prizes for each class, the overall circuit Prize will count 3 results with 1 discard.

### **18.0 OUTSIDE HELP**

At the discretion of the race committee, officials, support boats, and coaches only may help competitors. This amends Rule 41. The application of this SI shall not give grounds for redress. The extent of help will be dependent on ability; examples may include shortening courses for these boats, providing alternative courses to suit the conditions, coaching etc.

### **19.0 RISK STATEMENT**

RRS Rule 4 of the Racing Rules of Sailing states: "The responsibility for a boat's decision to participate in a race or to continue racing is hers alone."

Sailing is by its nature an unpredictable sport and therefore inherently involves an element of risk. By taking part in the event, each competitor agrees and acknowledges that:

- a) They are aware of the inherent element of risk involved in the sport and accept responsibility for the exposure of themselves, their crew and their boat to such inherent risk whilst taking part in the event;
- b) They are responsible for the safety of themselves, their crew, their boat and their other property whether afloat or ashore;
- c) They accept responsibility for any injury, damage or loss to the extent caused by their own actions or omission;
- d) Their boat is in good order, equipped to sail in the event and they are fit to participate;
- e) The provision of a race management team, patrol boats and other officials and volunteers by the event organiser does not relieve them of their own responsibilities;
- f) The provision of patrol boat cover is limited to such assistance, particularly in extreme weather conditions, as can be practically provided in the circumstances;
- g) It is their responsibility to familiarise themselves with risks specific to this venue or this event drawn to their attention in any rules and information produced for the venue or event and to attend any safety briefing held for the event

# Appendix 1 Course diagrams

## Dinghy Courses

Copy of TSS software registered to Mike Butterfield

OX Course Outer	
Signal	Mark Rounding Order
OX2	Start - 1- 2 - 3 - 2- 3 - 5 - Finish
OX3	Start - 1 -2 - 3 - 2- 3 - 2 - 3 - 5 - Finish

IX Course Inner	
Signal	Mark Rounding Order
IX2	Start - 1 -4 - 1- 2- 3- 5 - Finish
IX3	Start - 1 -4 - 1- 4 - 1 -2 -3 -5- Finish

LR Course: Windward/Leeward reach Finish	
Signal	Mark Rounding Order
LR2	Start - 1 -5- TFL-1 -5 -Finish
LR3	Start - 1 -5- TFL-1 -5-TFL 1- 5- Finish
LR4	Start - 1 -5- TFL- 1 -5 -TFL-1- 5-TFL- 1- 5 Finish

NOTE: TFL Through Finishing Line.

B Square	
Signal	Mark Rounding Ordr
B1	Start -1 - 2 - 3 - 5 - Finish
B2	Start -1 - 2 - 3 - 4 - 1- 2 -3 -5 - Finish
B3	Start -1 - 2 - 3 -4 - 1- 2 -3 -4- 1 - 2 - 3 - 5- Finish

